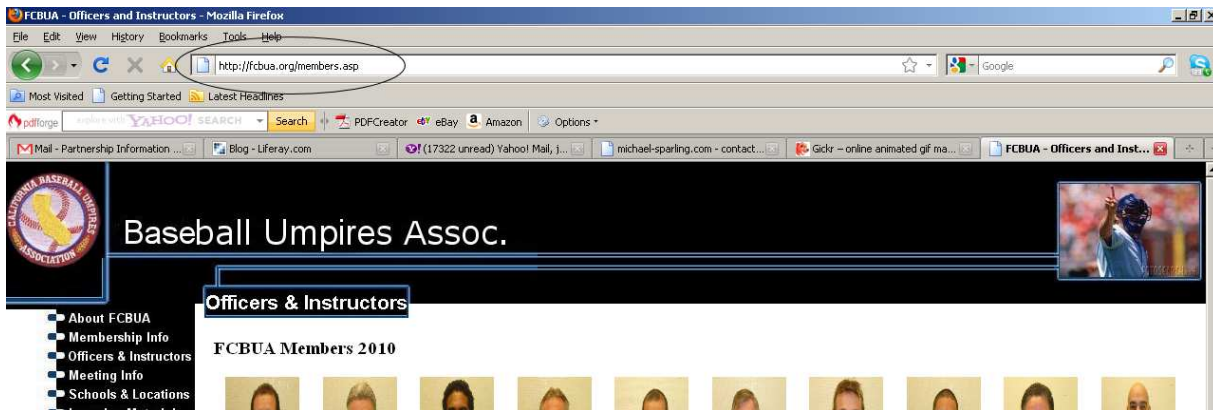


Instructions on Adding Your Image to ArbiterSports



Go to <http://fcbua.org/members.asp>

-OR-

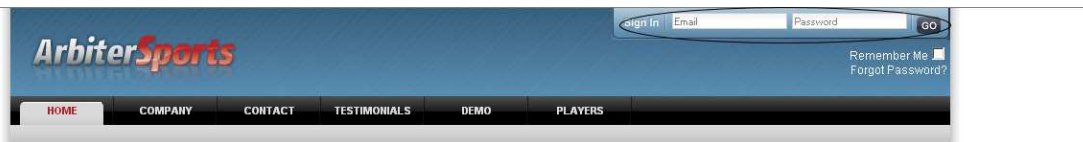


Click the Pictures link in the Recent Developments section on the FCBUA homepage at <http://fcbua.org>



Follow the instructions:

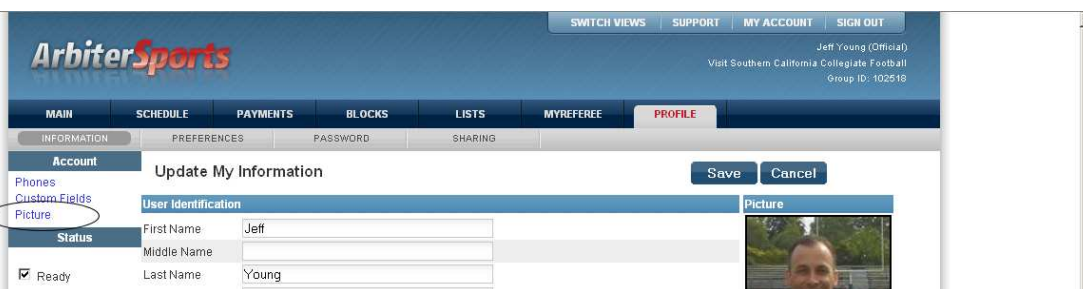
1)Right click your image with your mouse 2)Choose the 'Save Image as' link 3)Save image to desktop



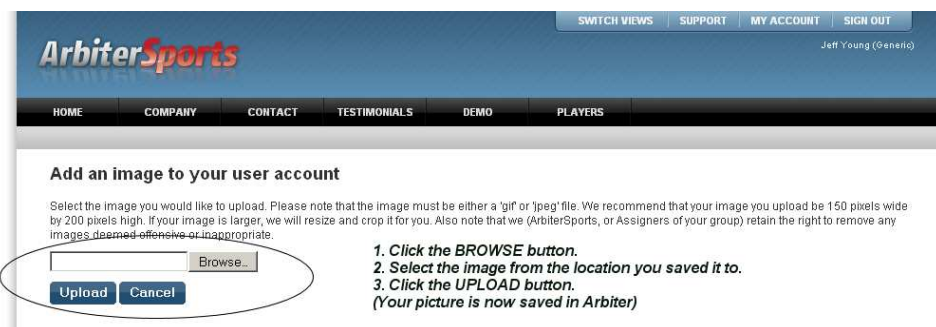
Login to <http://www.arbitersports.com/> and enter the FCBUA area view.



Click the 'Profile' link once you have entered the FCBUA area



Click the 'Picture' link.



Click the BROWSE button.

Select the image from the location you saved it to (Desktop) in the popup window that appears.

Click the UPLOAD button.